




Applicable Models

This manual is applicable to DS-3E0106HP series 100 Mbps Long-Range PoE switch.

Symbol Conventions

The symbols that may be found in this document are defined as follows.

| Symbol | Description |
|---|---|
|  NOTE | Provides additional information to emphasize or supplement important points of the main text. |
|  WARNING | Indicates a potentially hazardous situation, which if not avoided, could result in equipment damage, data loss, performance degradation, or unexpected results. |
|  DANGER | Indicates a hazard with a high level of risk, which if not avoided, will result in death or serious injury. |

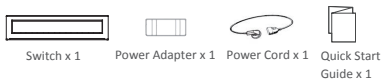
NOTE

- During the installation and utilization of the device, please strictly conform to electrical safety rules in different nations and regions.
- Use the attached power adaptor only and not to change the adaptor randomly. Please refer to specification table for specific requirements of power adaptor.
- Never attempt to disassemble the device yourself. (We shall not assume any responsibility for problems caused by unauthorized repair or maintenance.)

WARNING

- The device must be installed in machine room only, and only maintenance staff or qualified person should access to the device.
- Do not touch the upper cover area of the device that may be overheated.
- Power must be shut down during cable connection, device installation and dismantlement.
- You shall acknowledge that the use of the device with Internet access might be under network security risks, please strengthen protection for your personal information and data security. If you find the device might be under network security risks, please contact with us.
- Proper configuration of all passwords and other security settings is the responsibility of the installer, and you shall keep user name and passwords properly.
- Please keep all original packing materials properly. If the product does not work properly, pack the switch in its original packing materials for shipping. We shall not assume any responsibility for damages caused by improper packing materials during shipping.
- Ensure that your devices powered via the PoE port have their shells protected and fire-proofed, because the switches are not compliant with the Limited Power Source (LPS) standard.
- This is a class A product and may cause radio interference in which case the user may be required to take adequate measures.

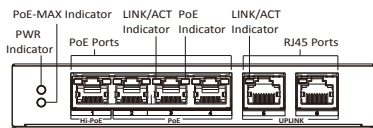
Packing List



- If any accessories are damaged or lost, keep the package intact and contact your dealer for replacement.

Interfaces

Front Panel



Hi-PoE Port

Hi-PoE port is used for other Hi-PoE PTZ cameras connection, and the max. power is 60 W.

1/2 Ports

High priority ports, can guarantee prior and stable transmission.


PoE Ports

100 Mbps PoE ports are used for other PoE devices connection.

RJ45 Ports

100 Mbps RJ45 ports are used for device connection via network cables.

Rear Panel



DIP Switch

ON: Extend mode, ports 1-4 support network transmission of up to 250 m, and the speed rate of the port is 10 Mbps.

OFF: Standard mode, the network transmission of PoE ports is up to 100 m, and the speed rate of the port is 100 Mbps.

Grounding Terminal

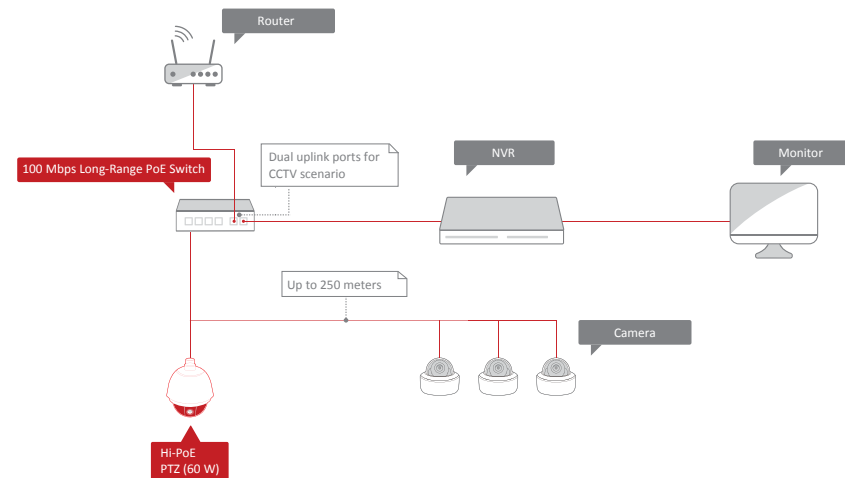
The grounding terminal is used to connect to the ground cable to protect the switch from lightning.

Power Supply

Use the attached power cord to connect the switch to socket.

Device Connection

Connect your devices according to your actual networking requirements.



Power-On Checking

See the following table and check whether your devices are correctly connected. After proper connection, you can use your switch without doing any settings.



WARNING

Please use the attached power cord in package to power up the switch.

| Indicator | Status | Description |
|-----------|----------|--|
| PWR | Solid | The switch is powered on normally. |
| | Unlit | No power supply connected or power supply is abnormal. |
| Link/Act | Solid | The port is connected. |
| | Flashing | The port is transmitting data. |
| Link/Act | Unlit | The port is disconnected or connection is abnormal. |
| | PoE | Solid |
| Unlit | | The switch is disconnected to PD, or provides power supply to PD abnormally. |
| PoE-MAX | Solid | The output power of the switch is about to reach or already reaches the upper limit. The power supply may be abnormal if more devices are connected. |
| | Unlit | The switch provides power supply to PD normally. |



NOTE

The switch supports auto MDI/MDIX of ports, you can use straight-through cable or crossover cable to connect the switch and opposite Ethernet devices.

6

Quick Start Guide

About this Manual

The Manual includes instructions for using and managing the product. Pictures, charts, images and all other information hereinafter are for description and explanation only. The information contained in the Manual is subject to change, without notice, due to firmware updates or other reasons. Please find the latest version in the company website.

Please use this user manual under the guidance of professionals.

Legal Disclaimer

REGARDING TO THE PRODUCT WITH INTERNET ACCESS, THE USE OF PRODUCT SHALL BE WHOLLY AT YOUR OWN RISKS. OUR COMPANY SHALL NOT TAKE ANY RESPONSIBILITIES FOR ABNORMAL OPERATION, PRIVACY LEAKAGE OR OTHER DAMAGES RESULTING FROM CYBER ATTACK, HACKER ATTACK, VIRUS INSPECTION, OR OTHER INTERNET SECURITY RISKS; HOWEVER, OUR COMPANY WILL PROVIDE TIMELY TECHNICAL SUPPORT IF REQUIRED. SURVEILLANCE LAWS VARY BY JURISDICTION. PLEASE CHECK ALL RELEVANT LAWS IN YOUR JURISDICTION BEFORE USING THIS PRODUCT IN ORDER TO ENSURE THAT YOUR USE CONFORMS THE APPLICABLE LAW. OUR COMPANY SHALL NOT BE LIABLE IN THE EVENT THAT THIS PRODUCT IS USED WITH ILLEGITIMATE PURPOSES. IN THE EVENT OF ANY CONFLICTS BETWEEN THIS MANUAL AND THE APPLICABLE LAW, THE LATER PREVAILS.

Regulatory Information

FCC Information

Please take attention that changes or modification not expressly approved by the party responsible for compliance could void the user's authority to operate the equipment.


FCC compliance: This equipment has been tested and found to comply with the limits for a Class A digital device, pursuant to part 15 of the FCC Rules. These limits are designed to provide reasonable protection against harmful interference when the equipment is operated in a commercial environment. This equipment generates, uses, and can radiate radio frequency energy and, if not installed and used in accordance with the instruction manual, may cause harmful interference to radio communications. Operation of this equipment in a residential area is likely to cause harmful interference in which case the user will be required to correct the interference at his own expense.


FCC Conditions

This device complies with part 15 of the FCC Rules. Operation is subject to the following two conditions:


1. This device may not cause harmful interference.
2. This device must accept any interference received, including interference that may cause undesired operation.

EU Conformity Statement

 This product and - if applicable - the supplied accessories too are marked with "CE" and comply therefore with the applicable harmonized European standards listed under the EMC Directive 2014/30/EU, the LVD Directive 2014/35/EU, the RoHS Directive 2011/65/EU.

 2012/19/EU (WEEE directive): Products marked with this symbol cannot be disposed of as unsorted municipal waste in the European Union. For proper recycling, return this product to your local supplier upon the purchase of equivalent new equipment, or dispose of it at designated collection points.

For more information see: www.recyclethis.info

 2006/66/EC (battery directive): This product contains a battery that cannot be disposed of as unsorted municipal waste in the European Union. See the product documentation for specific battery information. The battery is marked with this symbol, which may include lettering to indicate cadmium (Cd), lead (Pb),

or mercury (Hg). For proper recycling, return the battery to your supplier or to a designated collection point. For more information see: www.recyclethis.info

Industry Canada ICES-003 Compliance

This device meets the CAN ICES-3 (A)/NMB-3(A) standards requirements.



DS-3E0106HP

4-Port 100 Mbps Long-Range PoE Switch

Quick Start Guide

8

UD14586N-A